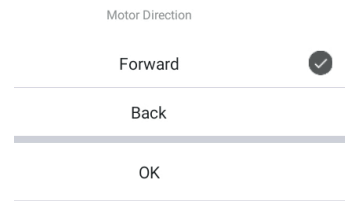
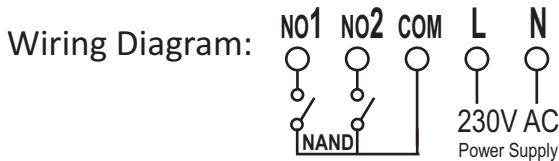


Vidosec® KWS04-W / KWS04-Z

Curtain / Shutter / Garage door Controller with RF Kinetic and Mobile Remote Control



- Dry contact output (Com/No1/No2)
- Latching (strong current) and Impulse (weak current) working mode
- Remote control from KS2-345 RF kinetic Switch
- Remote Control from TUYA / Smart Life mobile app
- Tuya ZigBee hub required for KWS04-Z version
- Direct wifi connection required for KWS04-W version



- Default No1 corresponds to S1, No2 to S2
- In mobile application, when changing the default value for Motor Direction from Forward to Backward, No1 will control S2/Close, No2 will control S1/Open
- If you need 230V AC live output, connect COM with L

Mobile Application Pairing:

- Download TUYA or Smart Life from your app store, register yourself an account and define a default home.
- Hold the STOP button for 8 seconds, till LED lights steadily. Now release and LED will start blink rapidly for pairing to WiFi or ZigBee network.
- On mobile select the + mark to add new device and select Other (WiFi) or Other (ZigBee) astype of device, if you don't want to search for specific model
- After device is found, rename it freely



Kinetic Switch Pairing:

Common selection is KS2-354 as it has 3 buttons. Up to 5 kinetic switches can be paired to one controller. Hold STOP button for 4 seconds, then press a kinetic button. In mobile app select MORE, then PAIR. Here you can pair new switch or delete all pairings.

